

Seesaw

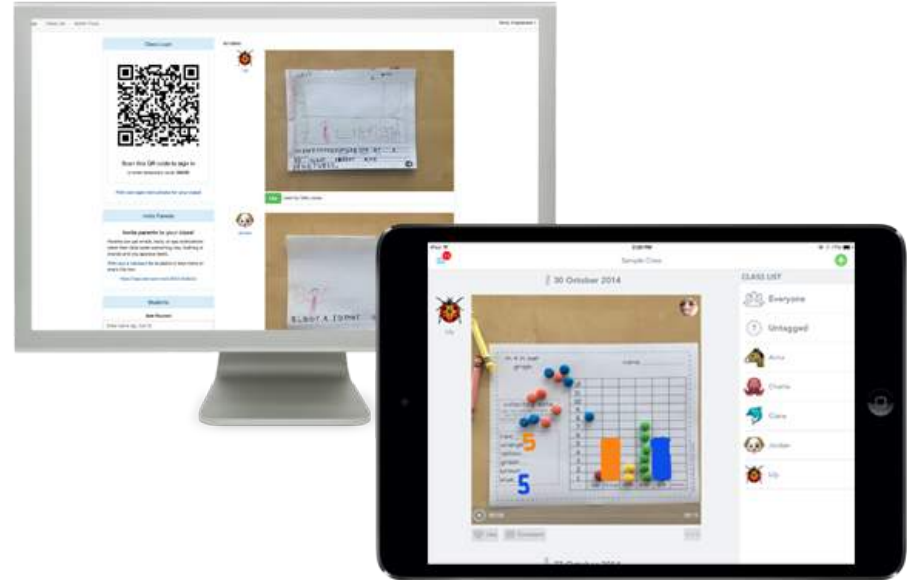
Overview for Teachers



[Seesaw Website](#)

What is Seesaw?

- Seesaw is a **multimedia journal** that empowers students to showcase what they're learning at school.
- Throughout the school year, Seesaw builds an **organized, digital portfolio** of each student's learning, accessible by teacher, student and parent.
- Seesaw also **keeps parents in the loop** by giving them a real-time, personalized glimpse into their child's school day, via automatic iOS or Android **app notifications, text message or email**.



How Does Seesaw Work?

1.

Teachers create a class.

Each student gets their own journal stored in the cloud.

2.

Students & teachers add artifacts of learning, like photos, videos, or drawings.

Students add voice, text or drawing annotations to an item.

3.

Teachers approve new journal items.

Approved items are then shared with parents via app, text message or email notifications.

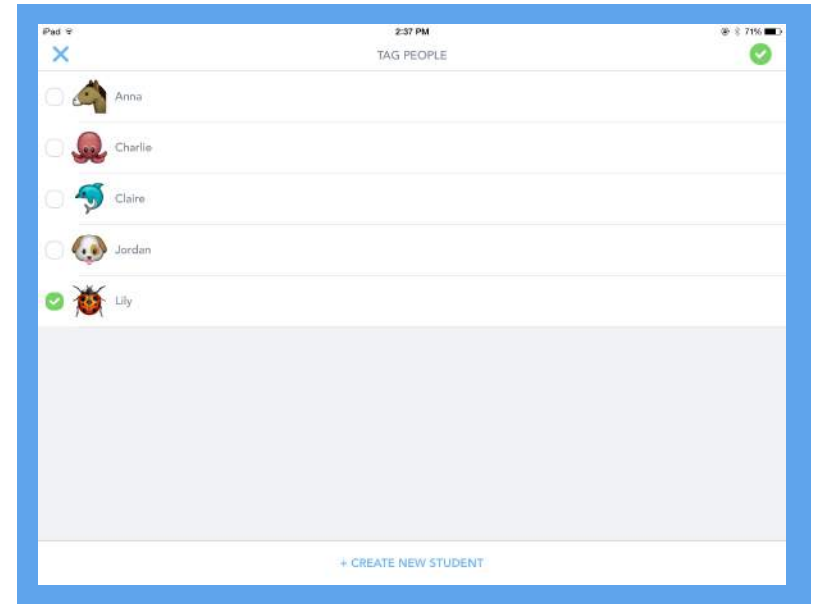
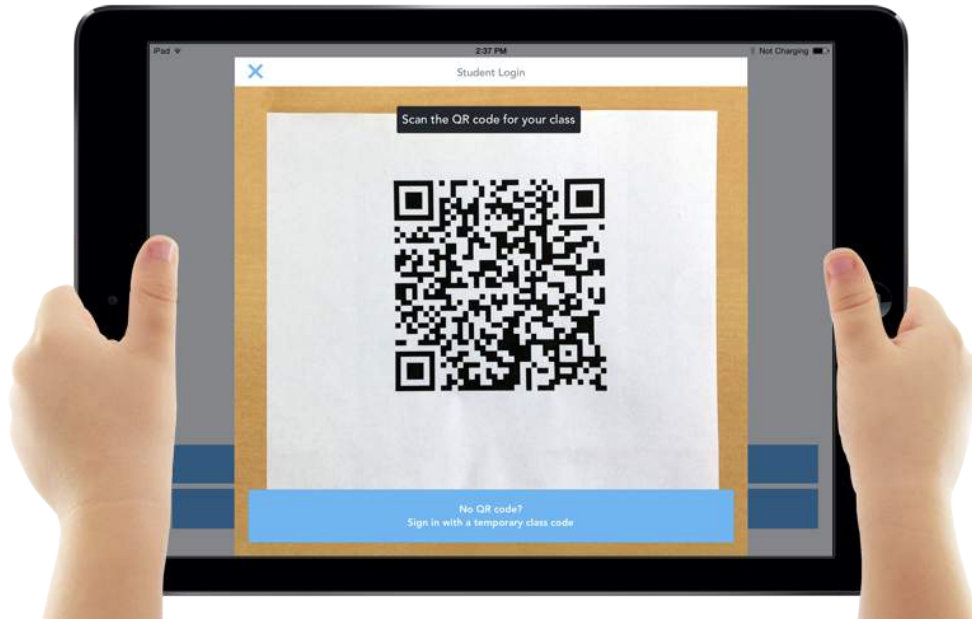
4.

Over time, Seesaw builds an organized, digital portfolio of each student's learning, accessible via iOS app or on the web.

Why Should I Try Seesaw?

- Setting up your class takes just a few minutes! You can give Seesaw a try without too much time investment upfront, and you don't need 1:1 iPads to use it.
- Seesaw is designed for students to add items on their own, taking the burden of organizing and sharing work off of teachers. But, if you want to add items, you easily can.
- No more figuring out which iPad a student's work is saved on or hunting through various apps to find a project! Students can also add photos of worksheets, art projects, etc, so everything is in one place. When it's in their journal, it appears on all iPads and on the web.
- Students are eager to capture their learning and share what excites them. Seesaw gives them a safe space to do that.
- It's safe and secure. You decide who has access to student journals.
- Parents can be more connected to the classroom and receive personalized communication about their child, all without adding more work to your already busy day!

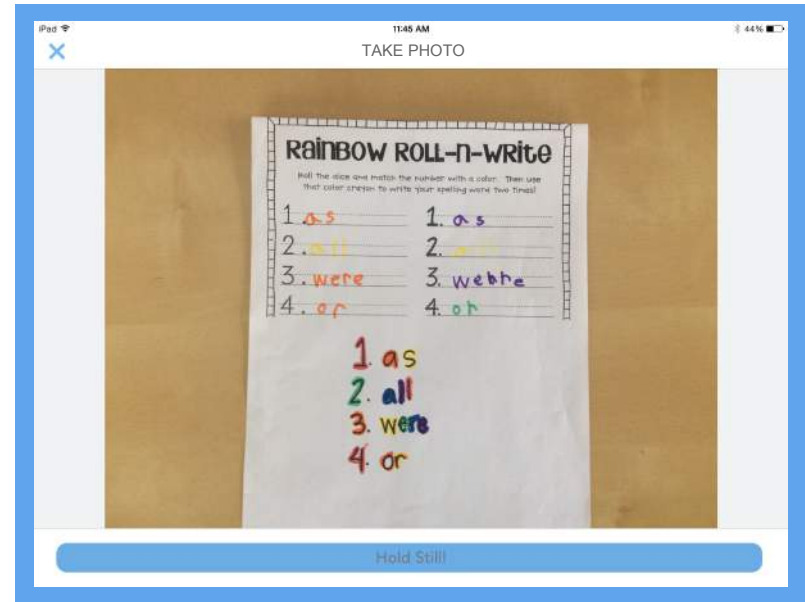
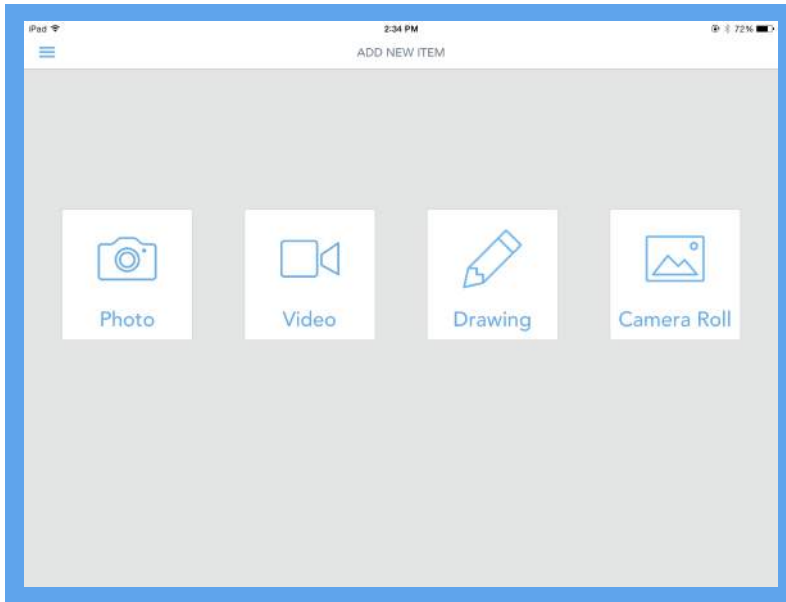
Student Features: QR Code Login



Simple class login: No student account / password hassle!

1. Students do not need their own accounts/passwords. Great for shared iPads!
2. Students scan Class QR code to log into class account on iOS app
3. Students tag themselves as item author from the class list to add item
4. Tag multiple students or the whole class in the same item - great for group projects or class announcements

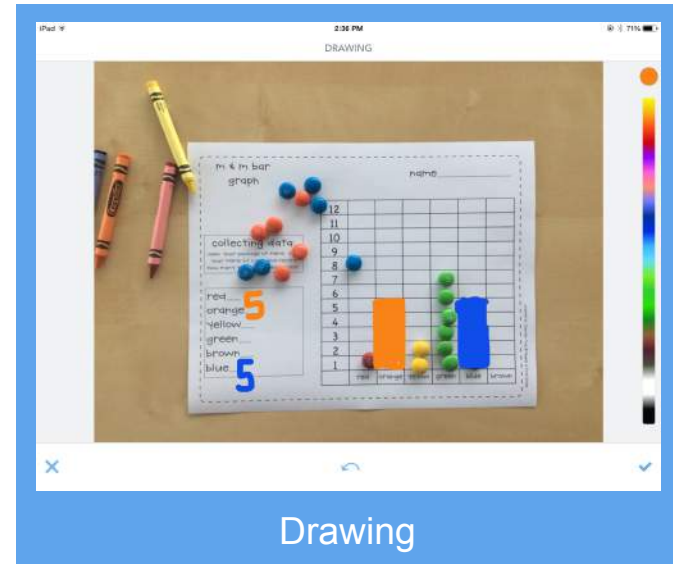
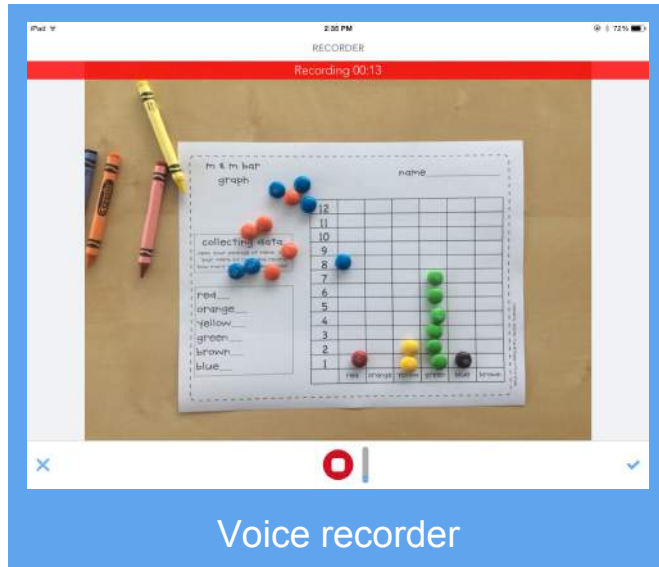
Student Features: Capture & Upload



Kid-friendly capture and upload gives students ownership of their journal

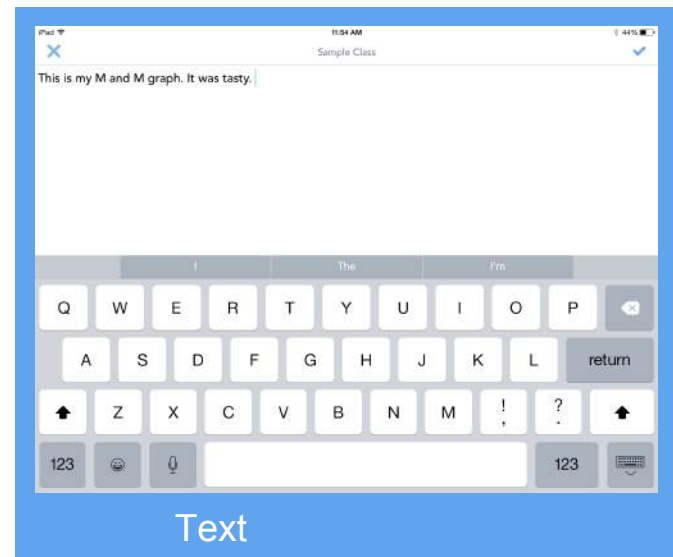
- Take photos or videos
- Create a drawing
- Upload anything from the camera roll
 - Photos, videos, screenshots, projects made in other apps
- Kid-friendly camera only takes a photo when subject is in focus and camera is steady!

Student Features: Annotation Tools

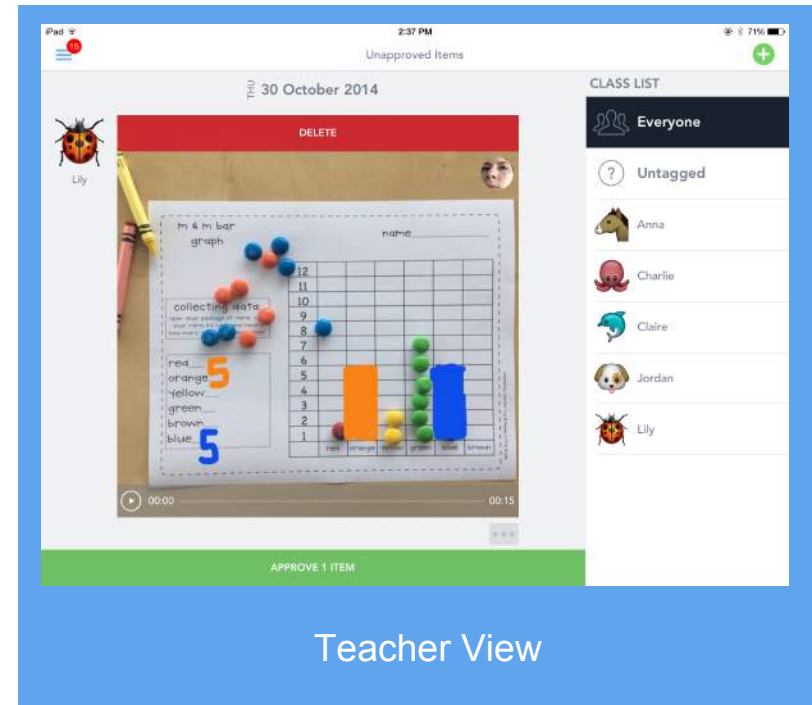
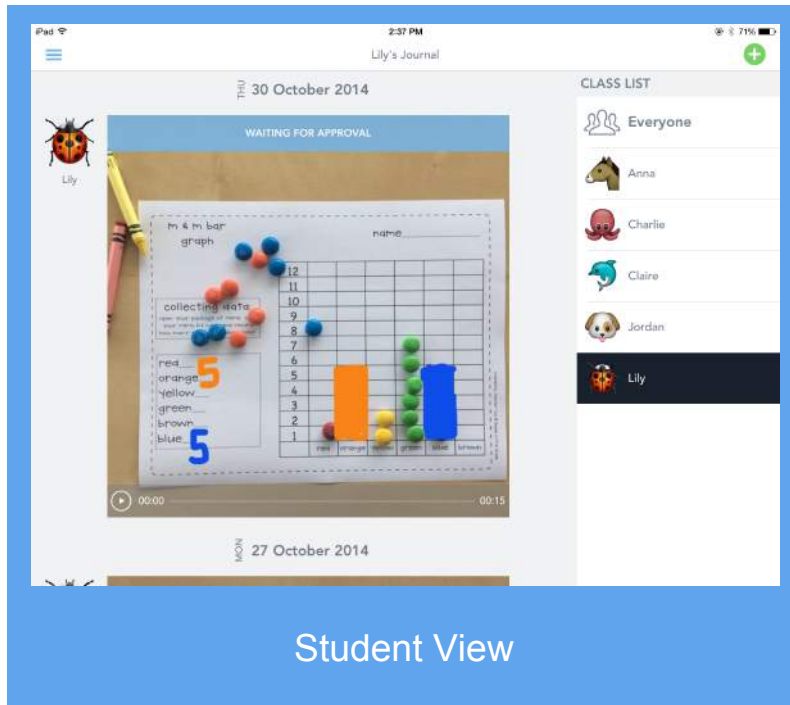


Easily add annotations

- Use annotations to add more context, reflect on learning, explain something
- Voice recorder: record up to 5 minutes
- Drawing tool: draw on top of photos
- Text tool: write a short caption or longer-form piece



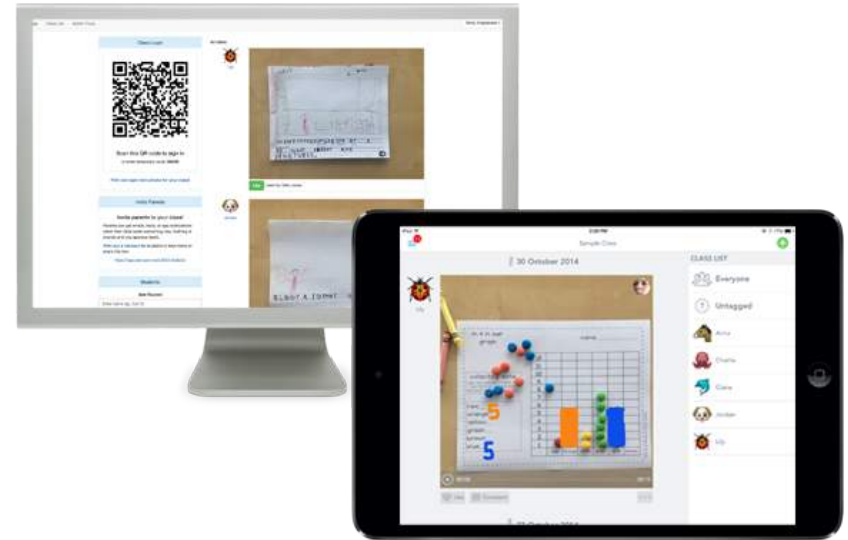
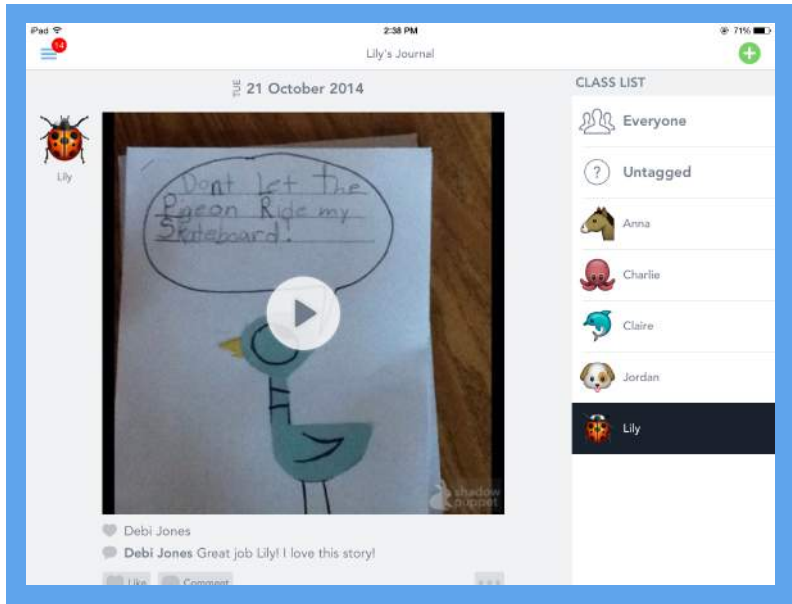
Teacher Features: Item Approval



Teacher approval of all items before they're shared with parents

- Teachers can quickly scan and approve all new items with just one click
- Approve or delete items in iOS app or on the web
- Optional automatic approval setting

Teacher Features: Organized & Accessible



Seesaw helps keep all student work organized and in one place.

Teachers can **browse the whole class**, or **review a single student's** journal.

Seesaw Journals are accessible from anywhere on **iPads, iPhones, and the web**.

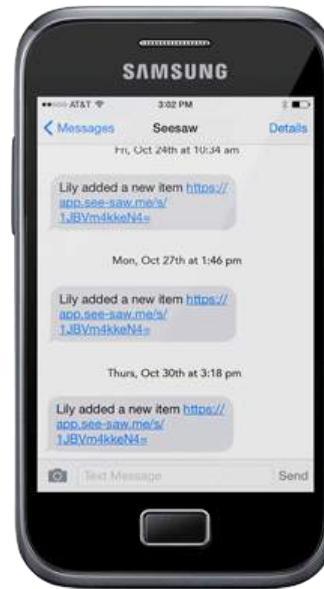
Journals are easy to refer back to for parent-teacher conferences, assessments, student self-reflection.

Personalized Parent Communication

iOS App or
Android App



SMS



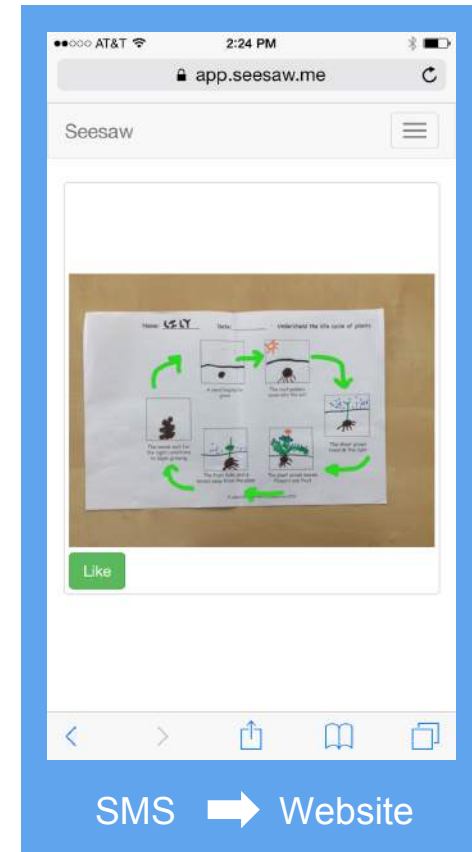
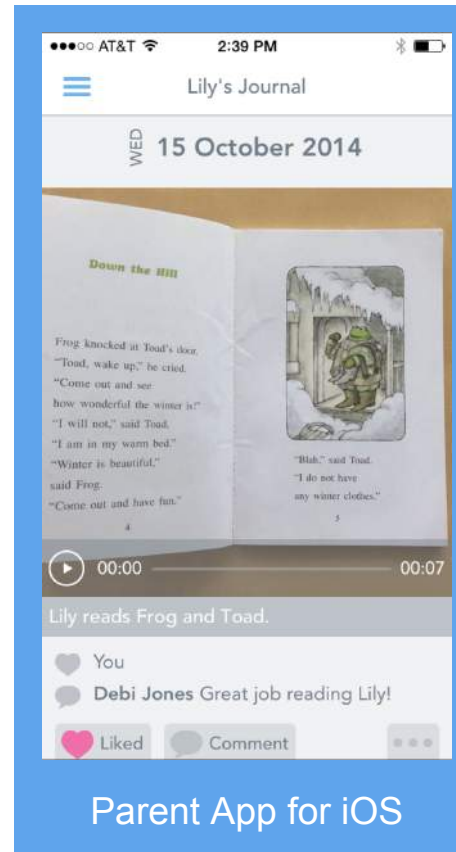
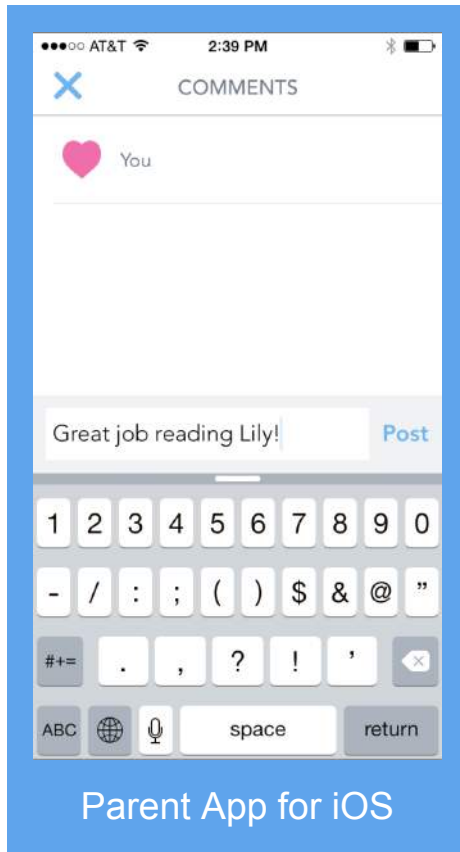
Email



Easily keep parents in the loop and engaged in your classroom

- Automatic notifications via iOS and Android Parent apps, SMS text message, or email when new items are added by their child
- Parents only get updates for their child and can only view their child's journal
- Parent access to journals via iOS app, Android app or on the web.

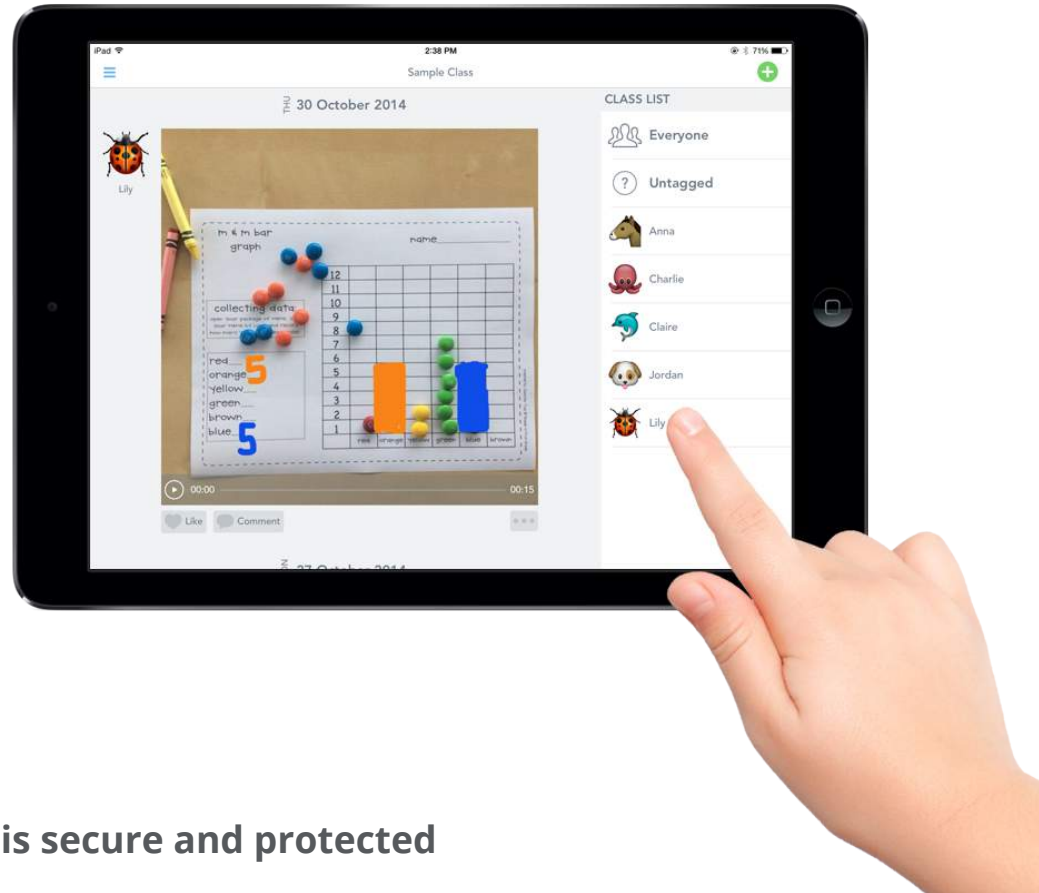
Engage Parents with Visual Updates



Visual, personalized updates keep parents engaged and cross language barriers

- Student-led updates spark conversations at home.
- Brings parents closer to their child's learning with more frequent updates.
- Option to allow parents to like and comment on items.

Student Content is Safe & Secure



All student content is secure and protected

- Data is never shared with third parties
- Journals are only accessible by the people you invite to see them

Teacher Resources

What is a journal?

A place to record the news and events from your life



Journal Blog Diary

Scrapbook Family Photo Album

Student Introduction Presentation

Help introduce Seesaw and the reasons to keep a journal to your students.



Hi Parents, Seesaw is a new way we're trying to share what your child is doing and learning at school.


-  Seesaw gives your child a safe space online to **document their learning**, be creative, and learn how to use technology.
-  Your child gets their own **multimedia journal**, and we will periodically add items like photos, videos, or drawings.
-  When new items are added, **you can get notified**. You'll only get notifications about your child's items. You can access your child's journal via iOS app or on the web.
-  All of your **child's data is safe** and secure. Seesaw never shares anything with third parties.

Subscribe to Your Child's Journal!




iPhone or iPad	Android, Other Smartphones, Desktop or Laptop Computer
<ol style="list-style-type: none">1. Search for Seesaw Parent App in the iTunes App Store2. Scan the QR code on the handout from your child's teacher3. Create an account. Allow push notifications to start getting updates	<ol style="list-style-type: none">1. Go to the website provided by your child's teacher on the handout or email2. Create an account with your email address.3. Choose text message or email notifications to start getting updates.

Parent Invite Printable

Seesaw will create custom invites for each parent with an intro to Seesaw.



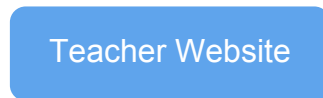

Ms. Smith's Class Instructions

1. Tap the Seesaw icon

2. Tap I'm a Student

3. Scan this QR code


Class Login Printable

Seesaw will create a custom QR Code Login handout for your class.

Download and Sign Up!



iOS App for
Teachers &
Students

Teacher Web Portal
app.seesaw.me



iOS App for
Parents

Android App for
Parents



Parent Web Portal
app.seesaw.me



Need help? Have feedback?
Email us at help@seesaw.me